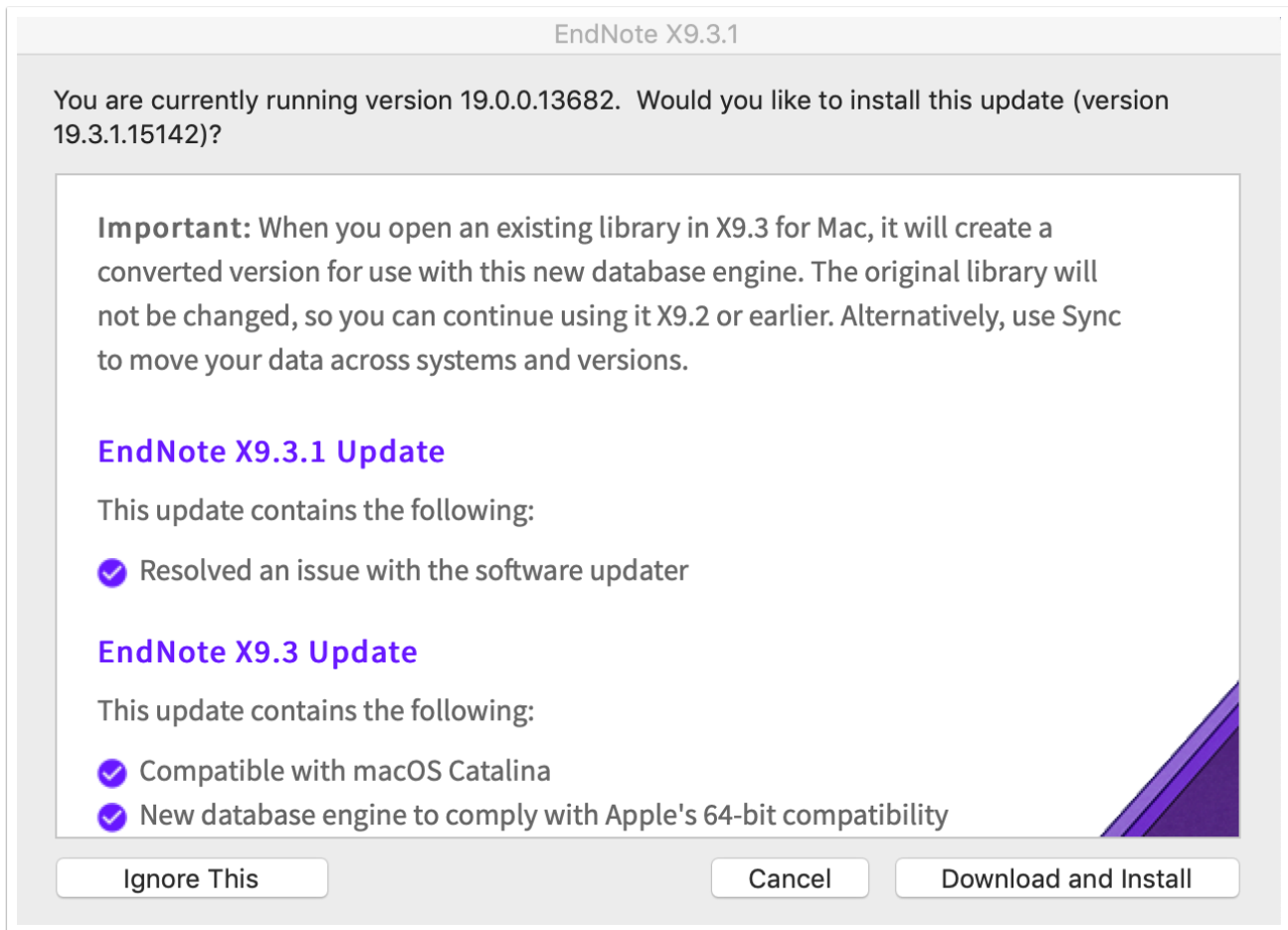
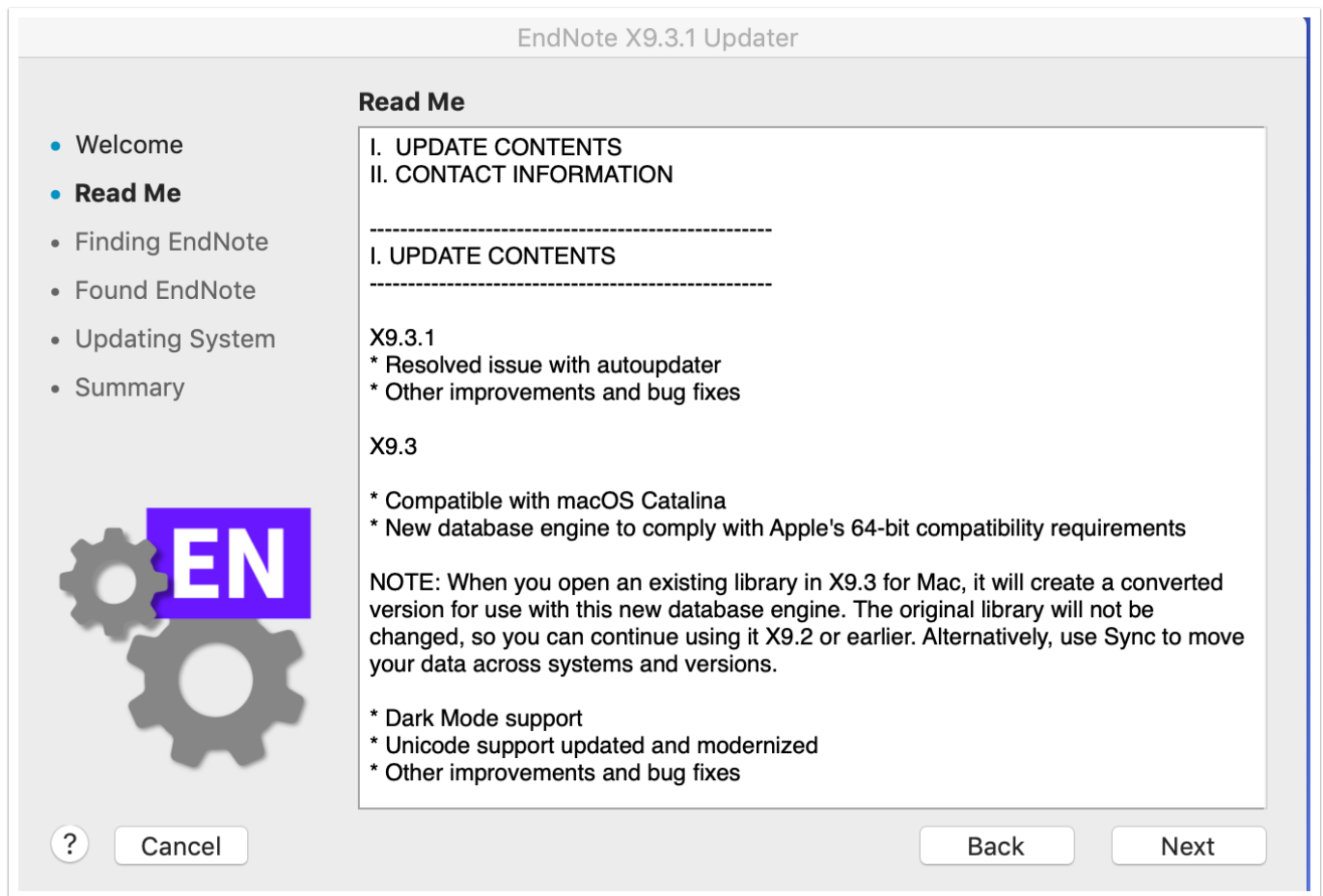


EndNote X9.3.1 will work with OS versions prior to OS10.15, however, if the library has been converted to X9.3.1 format, it will no longer open in previous X9.3.1 EndNote versions.

EndNote X9.0 / X9.1 / X9.1.1 users will receive the message below upon launch. To update to X9.3.1, follow the prompts to Download and Install

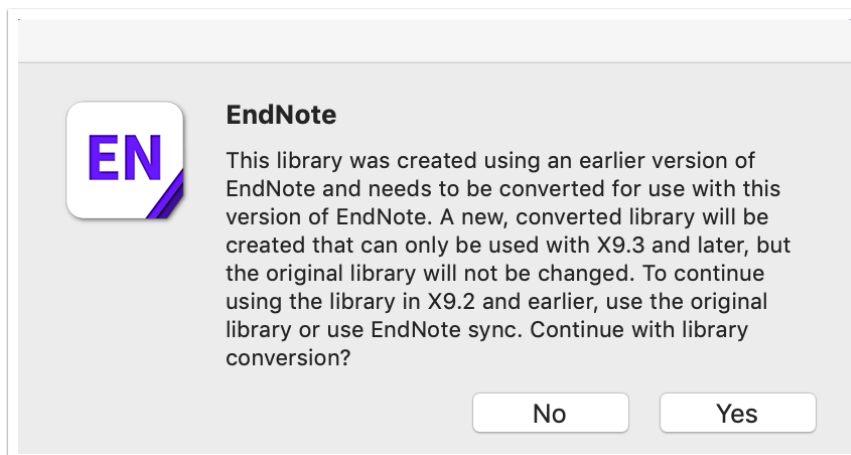


EndNote X9.3.1 Updater



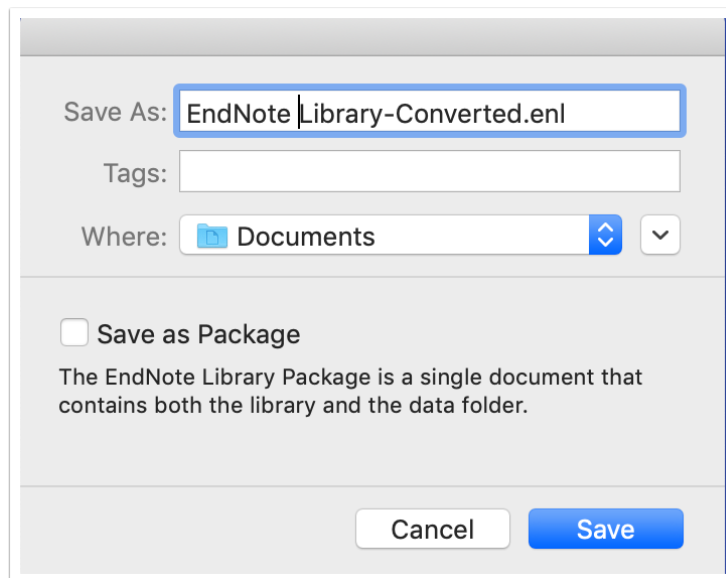
After X9.3.1 is installed and EndNote launched, users need to convert their library to X9.3.1 format.

Click Yes to start the conversion.



Save Converted Library as

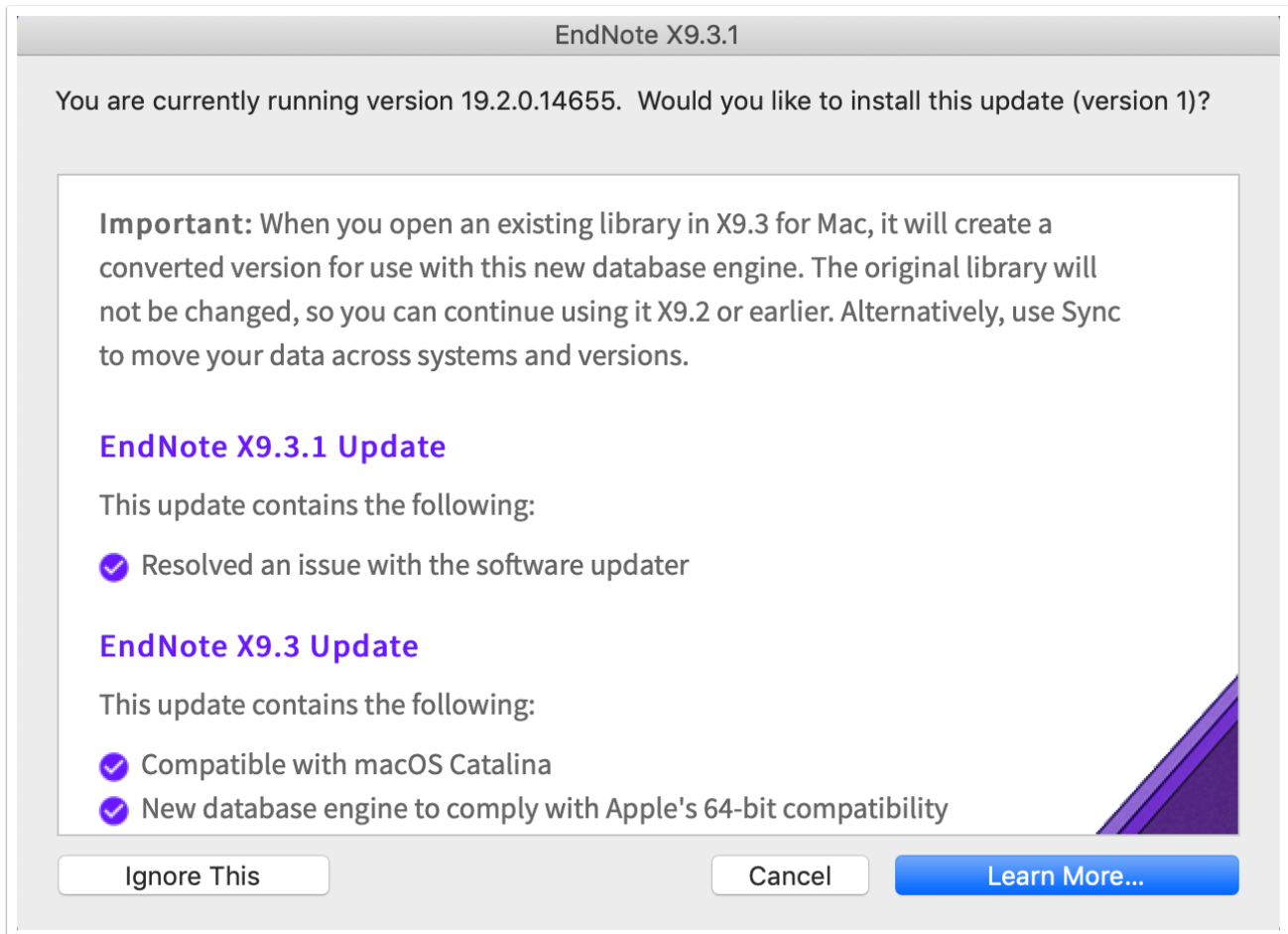
In the Save As: dialogue, EndNote suggests the original library name and adds the suffix "-Converted"



Suggestion: Change the file name to incorporate X931 (e.g. EndNote Library X931.enl) so it is clear that this file cannot be used with prior EndNote versions.

EndNote X9.2 updating to EndNote X9.3.1 process:

For X9.2 users, the Auto-Update is not available. Click on "Learn More"



EndNote X9: Updates

On the X9 Update page, download the EndNoteX931UpdateInstaller.zip and follow the instructions.

macOS

It is recommended that you use Program Updates.



1. Close all programs and turn off any background software, such as virus protection software.
2. From within *EndNote*, click on the "**EndNote X9**" menu and choose "Check for Updates..." then follow the on-screen prompts.
3. Once the process is done, click on the "**EndNote X9**" menu and choose "Check for Updates..." to see if there are any more updates to run.

Manual Update Instructions For macOS

Check your current version:

1. Open *EndNote*.
2. Click on the **EndNote X9** Menu and choose "About *EndNote*"
3. If this reads **EndNote X9.3.1 (Bid 15142)**, you have the latest version of *EndNote* installed.

For EndNote X9.3, X9.2, X9.1.1, X9.1 and X9.0:

1. Download the **EndNote X9.3** update here ( <http://download.endnote.com/updates/19.0/EndNoteX931UpdateInstaller.zip> ).
2. Quit *EndNote* and run the downloaded file.
3. The next time you open *EndNote*, go to the **EndNote X9** Menu and choose "About *EndNote*".
4. If this reads **EndNote X9.3.1 (Bid 15142)** you have the latest version of *EndNote* installed.

After updating to X9.3.1, convert the library to the new X9.3.1 format as outlined previously.